



भारतीय मानक ब्यूरो
BUREAU OF INDIAN STANDARDS

अहमदाबाद शाखा कार्यालय : 'पुष्पक' तीसरी मंजिल, खानपुर,
अहमदाबाद - 380 001.

Ahmedabad Branch Office : 'PUSHPAK' 3rdFloor, Khanpur,
Ahmedabad - 380 001.

URL : <http://www.bis.org.in>
Email : abo@bis.org.in

दूरभाष } 2560 0221, 2560 0187
Phone } 2560 1348, 2560 1349
2560 1265, 2560 1607

फेक्स } 079-25601440
Fax }

REGISTERED A/D

Our Ref :CM/L-7200020581

12/08/15

Subject: Grant of BIS Certification Marks Licence No. CM/L-7200020581 as per
IS/IEC 60079 : Part 11 : 2006

AIRA EURO AUTOMATION PVT LTD.
PLOT NO.123,124, AIRA ESTATE
BEHIND SECURITY ESTATE
NEAR KASHIRAM TEXTILE MILL
NAROL ROAD,
AHMEDABAD-382405
GUJARAT

Dear Sir,

With reference to your application, we are pleased to inform you that it has been decided to grant you a licence to use the Standard Mark in respect of the following:

Product: **Explosive Atmospheres Part 11 Equipment Protection by Intrinsic Safety "i"**
IS No : **IS/IEC 60079 : Part 11 : 2006**

Type/Size/Grade/Variety covered under licence :

MODEL IS-3000

2. The licence is being granted with the explicit condition that you will mark entire/substantial production which conforms to the Indian Standards referred above.

3. The number assigned to this licence is CM/L- 7200020581 which has been made operative from 11/08/2015 and is valid up to 10/08/2016. The licence number should invariably be referred to in your future correspondence.

मुख्यालय : मानक भवन, ९ बाहदुर शाह जफर मार्ग, न्यु दिल्ली - 110002.

HEAD OFFICE : MANAK BHAVAN, 9 BAHADUR SHAH ZAFAR MARG, NEW DELHI - 110002.

"For Training needs, please contact National Institute of Training for Standardization, A-20 & 21 Institutional Area, Sector62 Noida-201307 at Telephone(s) 0120-24-2201 to 05, 467023, Tel/Fax No. 0120-24-22-2-03, or e-mail : hnits@bis.org.in, nits@bis.org.in"

4. According to sub-regulation (2) of Regulation 6 of Bureau of Indian Standards (Certification) Regulation, 1988, the licence fee of Rs 1000/- and the marking fee of Rs. 29000.00 as stipulated in the Second Schedule of this licence is payable by you with effect from 11/08/2015 for the period of validity of the licence.

Service tax @ 14 % as applicable shall also be charged.

5. Minimum marking fee stipulated therein is payable by you regardless of whether you actually mark your product or not with the Standard Mark. Our Receipt No. 7228497 dated 11/08/2015 for Rs. 34200.00 for the licence fee (Rs.1000/-) and the minimum marking enclosed/sent separately.

6. This advance minimum marking fee will be carried over to the next year on every renewal. The actual marking fee calculated on the unit rate on the production marked or the minimum marking fee, whichever is higher shall be payable by you at the time of renewal.

7. With a view to streamlining the reporting of quantity marked, calculation and collections of marking fee on the unit rate basis, fees will be calculated on the production marked during the first nine months of operation of the licence at the time of first renewal and the production marked during twelve months comprising the last three months of the previous operative year, at the time of second and subsequent renewals. In case the licence expires, the entire production marked till the expiry date shall be taken into account for calculating the marking fee payable.

8. The Scheme of Testing and Inspection DOC:STI/60079-11/1 January 2011 which has already been accepted by you vide your letter dated 24/06/2015 will have to be implemented by your organization strictly and control function in your organization. The supervision of the operation of the Scheme shall be done by a person responsible for the quality control function in your organization. Kindly inform us the name and designation of the person who will be held responsible for the operation and maintenance of the Scheme. Any future change in this respect will have to be communicated by you to us and whenever this takes place.

9. We are enclosing a sheet giving the preferred dimensions of the Standard Mark to enable you to prepare the designs of the Standard Mark for marking the above product. Photographic reduction in any size is permissible. This will ensure the relative proportions of the different dimensions are maintained. Preferred dimensions may be used as far as possible. Kindly get the designs of the stencil/label/rating plate incorporating the Standard Mark approved by us. You will be permitted to commence marking the above mentioned product only after approval by this office.

10. On commencement of marking of your product for which you are licensed, you may advertise your product with Standard Mark in hoardings, slides and newspapers only during the validity of your licence. The use of Standard Mark on letterheads and publicity literature will be permitted only on receipt of your assurance that in the event of cancellation or lapsing of your licence, the letterheads etc. with the Standard Mark will be destroyed/obliterated. The required assurance may please be submitted in the enclosed proforma.

11. You are requested to intimate us the actual date from which you intend to introduce the use of Standard Mark on your product. Our Inspecting Officer may be present in your factory at that time to assist you in adopting the Scheme of Testing and Inspection (STI) and in the maintenance of test records.

12. The Licence is being granted for you factory situated at : PLOT NO.123,124, AIRA ESTATE BEHIND SECURITY ESTATE, NEAR KASHIRAM TEXTILE MILL NAROL ROAD AHMEDABAD and the rights and privileges under the licence shall not be exercised by any other firm/company/factory, etc. This licence is not transferable. In the event of shifting of the manufacturing and testing equipment from the licenced premises to some other place ,use of Standard Mark shall be stopped till the new premises are inspected and found to be satisfactory by us in respect of manufacturing and testing facilities available there and address of the new premises is endorsed in the licence.

13. You are requested to intimate to this office the address of your servicing unit where applicable and the name and designation of the person, his telephone and telex number who should be contacted in case of complaints. It is obligatory on your part as a licensee to keep this office informed about changes taking place from time to time in your declared list of servicing units.

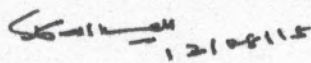
14. The licence is enclosed.

15. You are requested to send us back the enclosed proforma No. CMD/PF615 duly filled in.

16. An instruction sheet containing Responsibilities of BIS Licensees is also enclosed for information / compliance.

Kindly acknowledge receipt of this letter.

Thanking you,


DR. S L PALKAR
SCIENTIST F & HEAD



भारतीय मानक ब्यूरो
BUREAU OF INDIAN STANDARDS

अहमदाबाद शाखा कार्यालय : 'पुष्पक' तीसरी मंजिल, खानपुर,
अहमदाबाद - 380 001.

Ahmedabad Branch Office : 'PUSHPAK' 3rd Floor, Khanpur,
Ahmedabad - 380 001.

URL : <http://www.bis.org.in>
Email : abo@bis.org.in

दूरभाष } 2560 0221, 2560 0187
Phone } 2560 1348, 2560 1349
2560 1265, 2560 1607

फेक्स } 079-25601440
Fax }

Our Ref: MDA/3 : 7200020581

12/08/15

AIRA EURO AUTOMATION PVT LTD.
PLOT NO.123,124, AIRA ESTATE
BEHIND SECURITY ESTATE
NEAR KASHIRAM TEXTILE MILL
NAROL ROAD,
AHMEDABAD-382405
GUJARAT

Subject: Advertisement to be issued by the new licensees

Dear Sir,

By obtaining the BIS Certification Marking Licence you have joined the large family of licensees operating the BIS Certification Marking Scheme.

As you are, no doubts, aware that consumers are anxiously looking for products conforming to the standard and they would be interested to know the new BIS Licensees. It is, therefore, necessary that the fact that your product has been covered under a BIS licence should be made known far and wide and for this purpose we would suggest that you advertise this fact in the newspapers giving this information and details of your product for which the licence has been granted. To create a better image in the consumer's mind, the standard mark which has been granted may also be displayed in the advertisements in regional newspapers to obtain better coverage.

You may also consider having additional publicity through other media such as radio or TV.

We do hope that you would implement the above suggestions and we would request you to send us the text of your advertisement for our approval together with entire advertisement/publicity programmed for the year.

Thanking you,

Yours faithfully,

DR S L PALKAR
7210815

(DR S L PALKAR)
SCIENTIST F & HEAD

मुख्यालय : मानक भवन, ९ बाहदुर शाह जफर मार्ग, न्यु दिल्ली - 110002.

HEAD OFFICE : MANAK BHAVAN, 9 BAHADUR SHAH ZAFAR MARG, NEW DELHI - 110002.

"For Training needs, please contact National Institute of Training for Standardization, A-20 & 21 Institutional Area, Sector 62 Noida-201307 at Telephone(s) 0120-24-2201 to 05, 467023, Tel/Fax No. 0120-24-22-2-03, or e-mail : hnits@bis.org.in, nits@bis.org.in"

भारतीय मानक ब्यूरो

BUREAU OF INDIAN STANDARDS

मानक चिन्ह लगाने की अनुज्ञप्ति

Licence for the use of STANDARD MARK

अनुज्ञप्ति (लाइसेंस) सं. सीएम/एल 7200020581

LICENCE NO. CM/L - 7200020581

यह ब्यूरो, भारतीय मानक ब्यूरो अधिनियम, 1986 (1986 का 63) द्वारा प्रदत्त शक्तियों के आधार पर

मैसर्स ऐरा यूरो ऑटोमेशन प्राइवेट लिमिटेड

प्लोट नंबर १२३, १२४, ऐएरा एस्टेट

काशीराम टेक्सटाइल मिल के पास, नरोल रोड

अहमदाबाद-३८२४०५

गुजरात

को (जिसे इसमें आगे अनुज्ञप्तिधारी कहा गया है) इसकी प्रथम अनुसूची के पहले कालम में दिखाए गए मानक चिन्ह का उपयोग करने को अनुज्ञप्ति (लाइसेंस) प्रदान करती है। इस मानक चिन्ह का उपयोग ऐसी वस्तु पर/प्रसंस्करण के संबंध में किया जाएगा जिसका उल्लेख इसकी उक्त अनुसूची के दूसरे कॉलम में किया गया है। यह वस्तु/प्रसंस्करण उक्त अनुसूची के तीसरे कालम में उल्लिखित संबंधित भारतीय मानक के अनुसार विनिर्मित होगी/के अनुरूप होगा।

1. By virtue of the power conferred on it by the BUREAU OF INDIAN STANDARDS ACT, 1986(63 of 1986) the BUREAU hereby grants to

M/s AIRA EURO AUTOMATION PVT LTD

PLOT NO.123, 124, AIRA ESTATE

BEHIND SECURITY ESTATE

NEAR KASHIRAM TEXTILE MILL


NAROL ROAD

AHMEDABAD

Gujarat - 382405

(hereinafter called 'the licensee') this licence to use the Standard Mark set out in the first column of the First Schedule hereto, upon or in respect of the article/process set out in the second column of the said Schedule which is manufactured in accordance with/conforms to the related Indian Standard(s) referred to in the third column of the said Schedule as from time to time amended or revised.

प्रथम अनुसूची
THE FIRST SCHEDULE

मानक चिन्ह STANDARD MARK (1)	वस्तु/प्रसंस्करण ARTICLE/PROCESS (2)	भारतीय मानक INDIAN STANDARD(S) (3)
IS/IEC 60079 Part 11: 2006 	Explosive Atmospheres Part 11 Equipment Protection by Intrinsic Safety "i" विस्फोटी पर्यावरण भाग 11 आन्तरिक सुरक्षा "i" द्वारा उपकरण संरक्षण	IS/IEC 60079: Part 11: 2006

ANNEXURE TO LICENCE DOCUMENT

A-7209373

IS/IEC 60079_PART 11:2006

Sr. No	Product name	Model	Zone Gas group	Test certificate no. And drawing no.
1.	LOW POWER IS COIL	IS 3000	IIC & ZONE 1 AND 2	CIMFR/TC/P/1622 dtd 25.02/2015 IS-3000-GA-0124

Seal
121 08/15



भारतीय मानक ब्यूरो
BUREAU OF INDIAN STANDARDS

Address:

'Pushpak' 3rd Floor', Nurmohamed
Shaikh Marg, Khanpur
Ahmedabad-380001

Phones : 079-25601348, 1349,1607

Fax: 079-25601440

E-Mail: abo@bis.org.in

web : http://www.bis.org.in

Ahmedabad Branch Office**INVOICE CUM RECEIPT**

PAN No :

Technical Inspection and Certification - section 65(105) (zzi)

Technical Testing and Analysis - section 65(105) (zzh)

Service Tax Regn No : AAATB 0431 GST002

Service Tax : 14 %

Invoice cum Receipt (R) 7228497

11 Aug 2015

Recieved with thanks from

M/sAIRA EURO AUTOMATION PVT LTD,
PLOT NO.123,124, AIRA ESTATE BEHIND
SECURITY ESTATE NEAR KASHIRAM
TEXTILE MILL NAROL ROAD,
AHMEDABAD
Distt : Ahmadabad
Gujarat,
382405

Application no A- 7209373

A sum of Rs 34200 By Demand Draft (Subject to realization) No.003950 as payment against our :

a) Invoice no

b) Debit Note no

On account as detailed below

1. Application fee	Rs.	1000.00	2. Pree Insp. charges	Rs.
3. Spl. Insp charges	Rs.		4. Testing charges	Rs.
5. Ren. app fee	Rs.		6. Annual Licence fee	Rs.
7. Lot insp. charges	Rs.		8. Pre-ship Insp. charges	Rs.
9. Actual marking fee	Rs.		Period from	to
10. Min. Marking fee	Rs.	29000.00	Period from	to
11 Service Tax	Rs.	4200.00	12. Previous dues	Rs.
13 Educational Cess	Rs.	0.00		
14 Others:	Rs.			

Total Rs. 34200

Less Deduction:-

Tax Deducted at Source (-) 0

Net Reciepts Rs. 34200

Section office



गुलाई 1991

उत्पादन (कारोबार)

मैं/हम _____ स्थान पर
(कारोबार का पूरा पता)

स्टाइल के अंतर्गत

(कम्पनी का नाम)

अपना कारोबार करते हैं और उन निबन्धन एवं शर्तों के पालन का वचन देते हैं,
जिनके अंतर्गत हमें IS _____ के अनुसार

_____ के लिए प्रमाणन मुहर योजना प्रचालन के लिए सी.एम / एल

(उत्पादन का नाम)

प्रदान किया गया है।

(कम्पनी की सील)

हस्ताक्षर

(नाम एवं पदनाम)

UNDERTAKING

CM/PF-615

July - 1991

I/We carrying on business at _____

(Full Factory Address)

_____ under the style of _____

(Name of the Firm)

_____ and applied for the licence under

BIS Certification Marks Scheme for _____

as per IS _____

(Name of the Product)

hereby undertake that, I/We will intimate BIS Whenever any Manufacturing Machinery or
Testing Equipment is taken out of the above premises due to any reason.

(Seal of the firm)

Signature :

Name :

Designation :

RESPONSIBILITIES OF BIS LICENSEES

GENERAL :

1. NOMINATE responsible person(s) to deal with all matters concerning BIS Certification.
2. FAMILIARIZE with the provisions of the BIS Certificate Act, Rules and Regulations as amended from time to time.
3. PAY minimum marking fee in advance; if it is not received in time, your licence may be suspended.
4. SUPPLY one copy each of the up-to-date Indian Standard(s) and the Scheme of Testing and Inspection attached to your licence to all concerned specially to the personnel of Quality Control Department. DO NOT reprint photocopy Indian Standards as it a violation of the Copyright Act.
5. OBTAIN prior permission of Excise/ Bank authorities (where necessary) so that sample(s) can be made available to the BIS Inspecting Officer and the concerned laboratory. INFORM BIS In case of difficulties, if any.
6. SUBMIT statement of quantity produced and marked for periods specified by BIS.
7. INFORM BIS IMMEDIATELY If there are any changes in the name of your organization, status, factory premises, management, process, design and brand names which you are marking.
8. APPLY for renewal (along with the fees) one month in advance of the expiry date of the validity period of your licence. No renewal from retrospective effect will be agreed to. While applying, full details should be given in "Performance Sheet" enclosed with the application form.
9. COMPLY with all instructions of BIS immediately, specially when a licence is cancelled/ deferred./ lapsed; otherwise you will attract legal action(s) as per the Act.

MARKING

10. GET prior approval from BIS of the design, proportions and manner of the applying the Standard Mark, SEEK assistance of BIS, as and when necessary. INFORM BIS when you initiate marking for the FIRST time.
11. INFORM BIS when you stop production, and stop/ resume marking. INTIMATE stock of BIS marked goods at the time of stopping production/markings.
12. APPLY BIS Mark only on those varieties and batches/ lots of production which conform to the relevant Indian Standard(s) for which you hold valid licence(s).
13. DO NOT APPLY BIS Mark on products on behalf of other agencies, unless prior permission has been obtained from BIS. ALSO DO NOT PERMIT marking on products produced on your behalf by other agencies.
14. NEVER APPLY BIS Mark on material produced prior to grant of licence.

INSPECTION & TESTING

15. MAINTAIN records of inspections and testing indicated in the Scheme of Testing and Inspection (STI) attached to your licence.
16. EXTEND all possible co-operation to the BIS Inspecting Officer in checking your production line and records, testing in your factory premises and drawal of sample(s) for independent testing. LEAVE standing instructions at all the gate/ reception desk for not holding up the Inspection Officer(s) from BIS.
17. ARRANGE the presence of concerned personnel and keys of laboratory, godown, etc (if not available), soon after the arrival of the BIS Inspecting Officer.
18. GET test equipment calibrated periodically and maintain its record.
19. INFORM BIS about all the changes in your Quality Control Department. SEEK assistance of BIS in training your testing personnel, if necessary.
20. DO NOT test the countersample sealed by the BIS Inspecting Officer; If necessary obtain prior permission of BIS.
21. PACK the sample(s) drawn by BIS Inspecting Officer properly to avoid damage during transit and ENSURE that BIS Inspecting Officer's seal is intact.
22. DESPATCH the sample(s) expeditiously to the Laboratory as instructed by the BIS Inspecting Officer with advice to the concerned Regional Office / Branch Office of BIS.
23. NOTE that you may have to bear all expenses towards the visit of BIS Inspecting Officer in case he is not able to carry out inspection at the time of his normal visit (see 5, 11, 16 and 17).

उत्तर प्रदेश (उत्तर प्रदेश)

गुलाई 1991

मैं/हम _____ स्थान पर
(कारोबार का पूरा पता)

_____ स्टाइल के अंतर्गत
(कम्पनी का नाम)

अपना कारोबार करते हैं और उन निबन्धन एवं शर्तों के पालन का वचन देते हैं,
जिनके अन्तर्गत हमें IS _____ के अनुसार _____

_____ के लिए प्रमाणन मुहर योजना प्रचालन के लिए सी.एम / एल
(उत्पादन का नाम)

_____ प्रदान किया गया है।

(कम्पनी की सील)

हस्ताक्षर
(नाम एवं पदनाम)

UNDERTAKING

CM/PF-615
July - 1991

I/We carrying on business at _____
(Full Factory Address)

_____ under the style of _____
(Name of the Firm)

_____ and applied for the licence under
BIS Certification Marks Scheme for _____ as per IS _____
(Name of the Product)

hereby undertake that, I/We will intimate BIS Whenever any Manufacturing Machinery or
Testing Equipment is taken out of the above premises due to any reason.

(Seal of the firm)

Signature :

Name :

Designation :

GENERAL INSTRUCTIONS ON SIZES OF ISI MONOGRAM TO BE USED BY LICENSEES UNDER BIS CERTIFICATION MARKS SCHEME

Refer to the Standard Mark indicated in your licence. Regarding size please note that :

- a) Photographic reduction in any size of Figure 1 is permissible; and
- b) Preferred dimensions as given in Table 1 be used as far as possible.

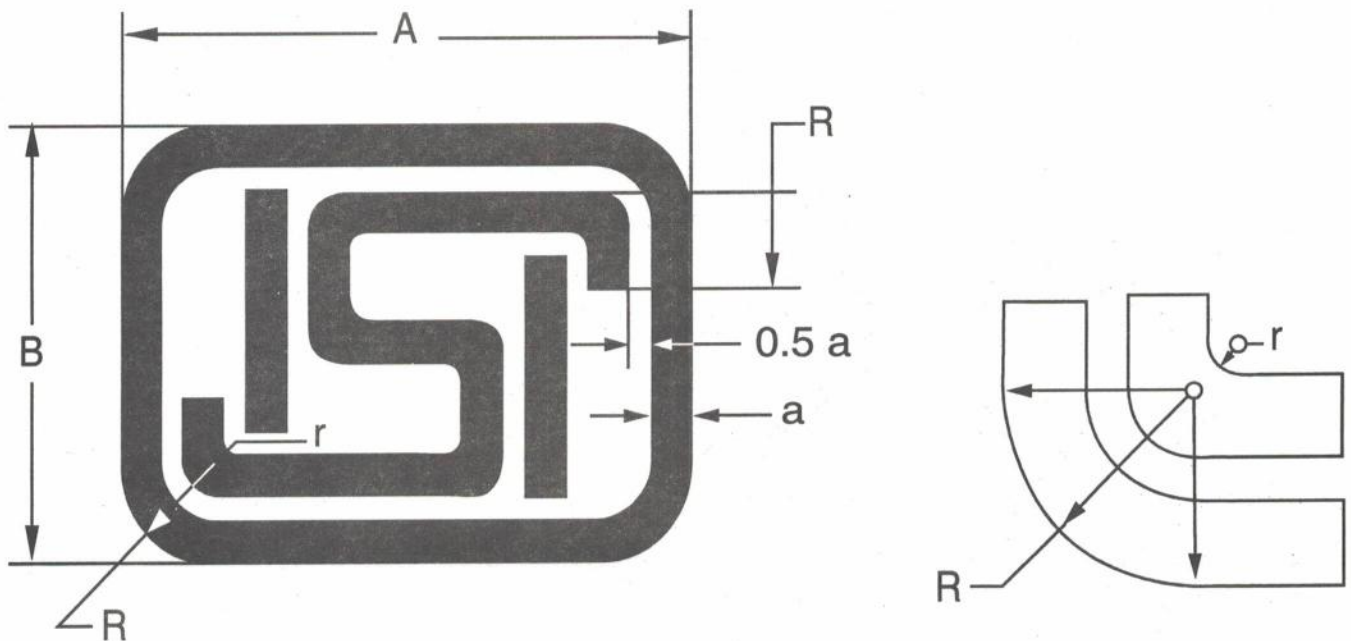


FIG. 1

TABLE 1 PREFERRED DIMENSIONS OF ISI MONOGRAM

All dimensions in millimetres

A	B	a	R	r	SIZE OF LETTERS
2.5	1.9	0.2	0.4	-	1.0 mm
5	3.8	0.4	0.8	0.1	1.0 mm
10	7.5	0.7	1.7	0.2	2.0 mm
20	15	1.5	3.3	0.5	3.0 mm
40	30	2.9	6.7	1.0	4.0 mm
80	60	5.9	13.4	1.9	6.0 mm
160	120	11.7	26.7	3.8	10.0 mm
320	240	23.4	53.4	7.6	16.0 mm